

Routine and ageing? The intergenerational divide in deroutinisation of jobs in Europe

Piotr Lewandowski (IBS, IZA)

Roma Keister

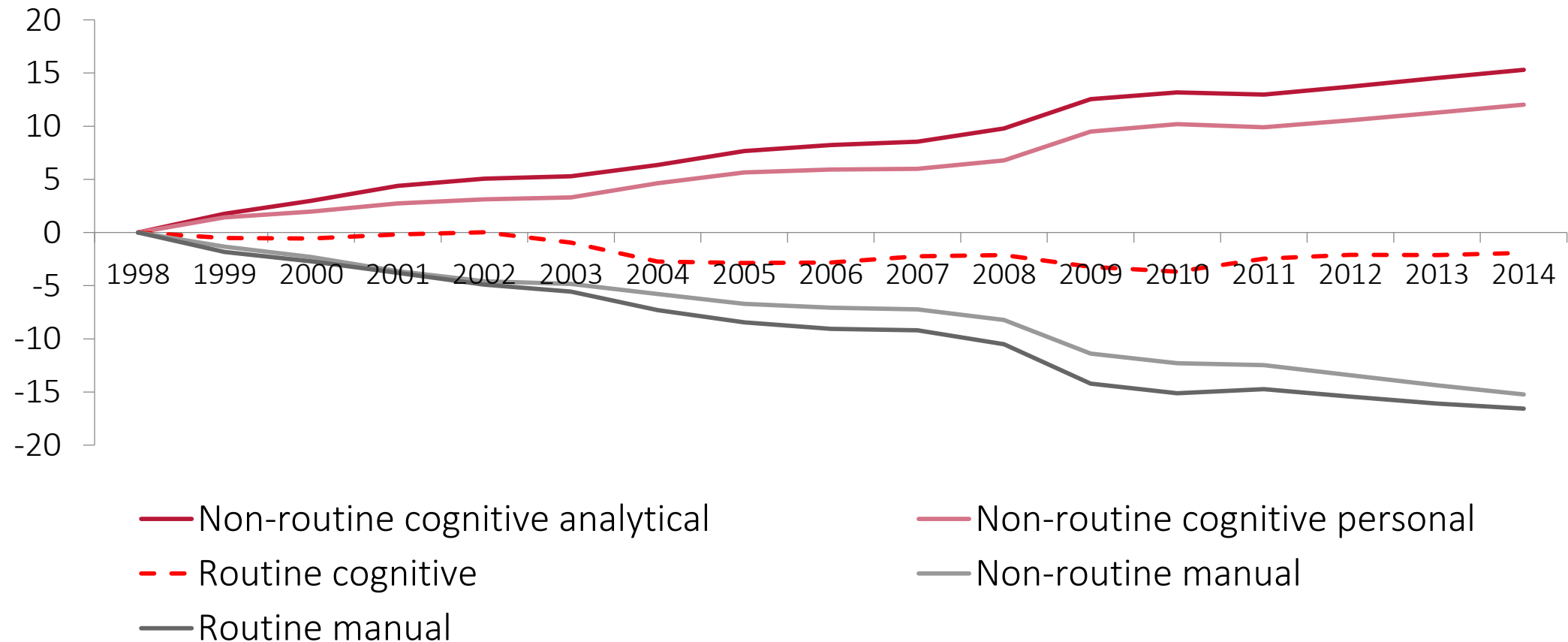
Wojciech Hardy

Szymon Górka

A secular shift away from manual work towards cognitive work and from routine tasks towards non-routine tasks



Task content intensities in the EU (average for 26 countries), 1998-2014



Task is not a skill – it is a unit of work activity that produces output



Particular occupations involve various amounts of each of five tasks

Non-routine cognitive
(analytical and personal)

- Managers
- IT specialists
- Architects
- Engineers

Routine cognitive

- Bookkeepers
- Tellers
- Office clerks
- Salespersons

Manual (routine and
non-routine)

- Assemblers
- Toolmakers
- Drivers
- Farmers

Tasks help to understand how the nature of work changes,
but the age dimension of task content changes is under-researched



- Deroutinisation was found in many empirical studies
- Routine-biased technical change and off-shoring are believed to be driving it
- But is there any intergenerational divide in the deroutinisation of jobs?
- Are routine occupations ageing faster?
- Do the routine workers face a higher unemployment risk?
- If so, are there differences by age and over time?

How do we measure the task content of jobs?



EU-LFS data for 12 EU
countries in 1998-2014,
3-digit ISCO occupations

How do we measure the task content of jobs?



EU-LFS data for 12 EU
countries in 1998-2014,
3-digit ISCO occupations



O*NET data – editions
2003 and 2014

How do we measure the task content of jobs?



EU-LFS data for 12 EU
countries in 1998-2014,
3-digit ISCO occupations



O*NET data – editions
2003 and 2014

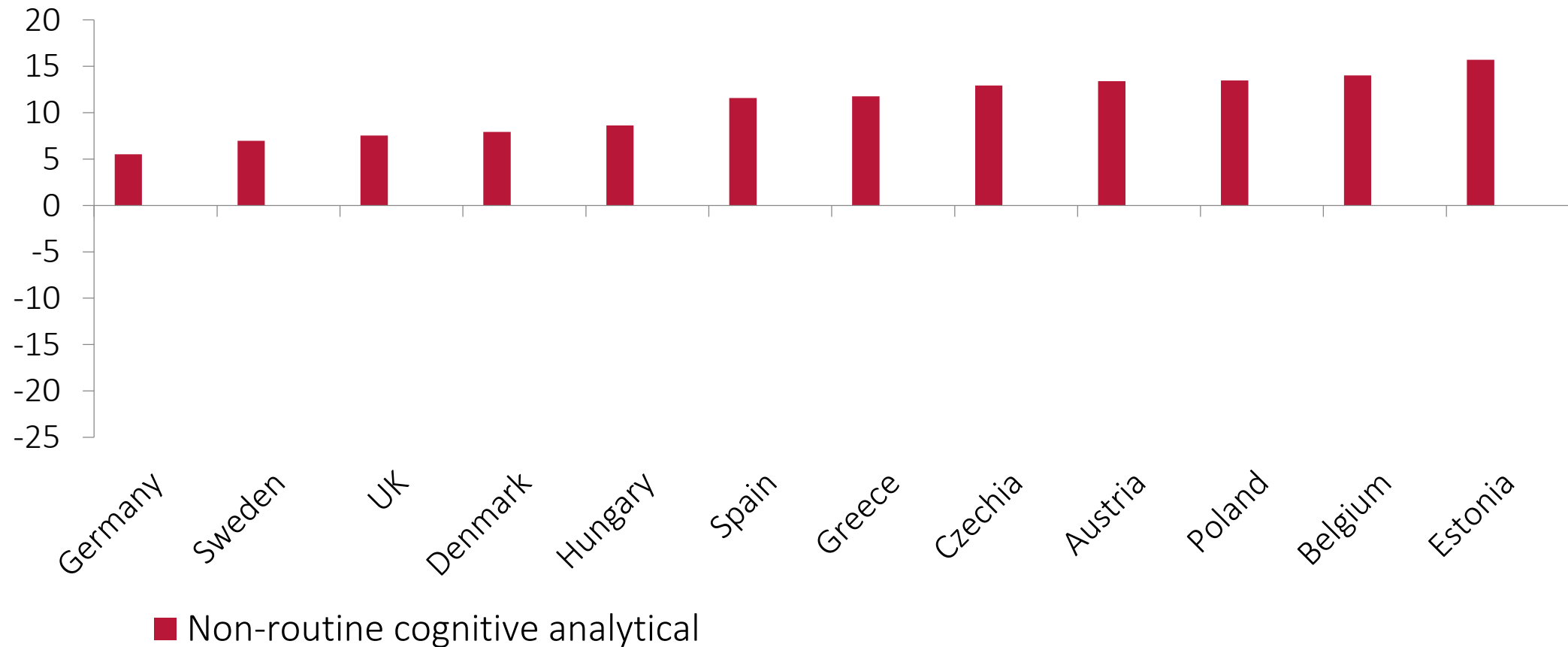


5 annual country-level
task content measures
Autor & Acemoglu (2011)

Non-routine cognitive tasks increased in all European countries



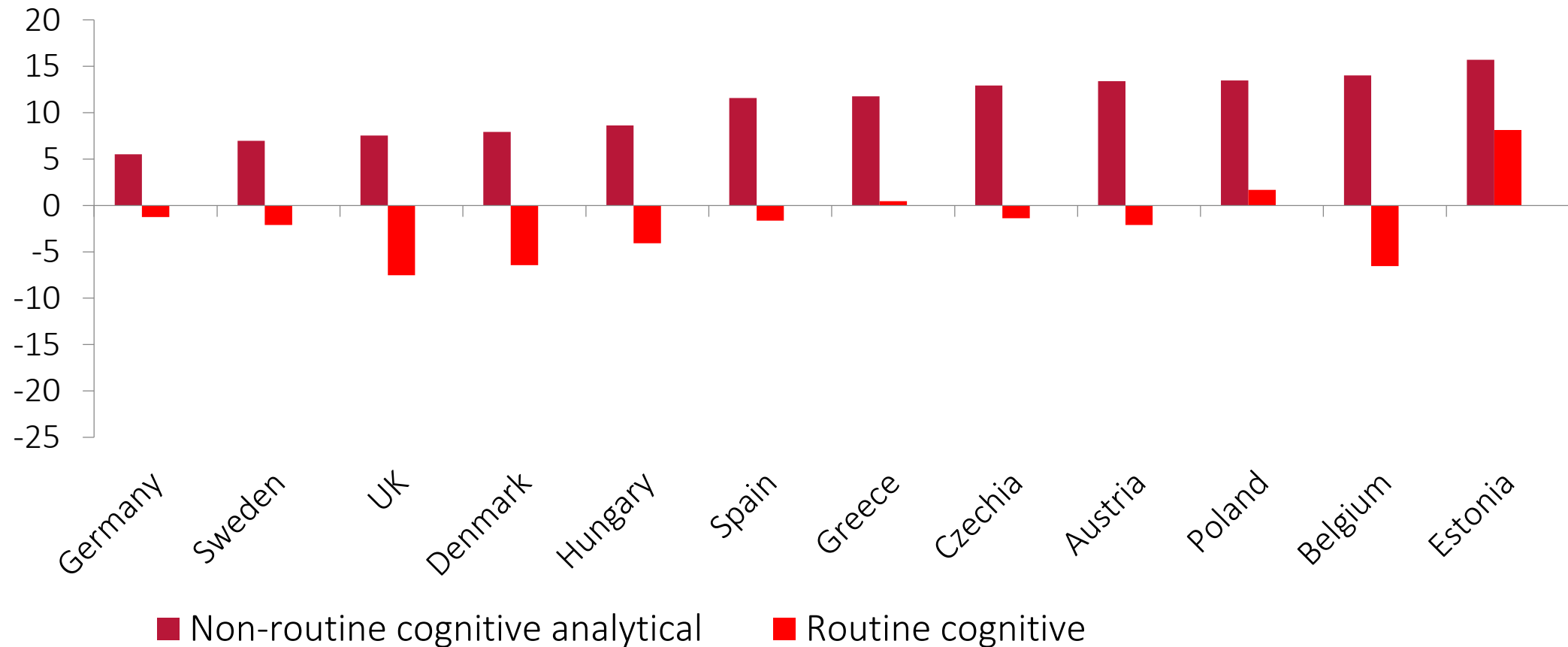
Change in the task content intensity by country, 1998-2014



Routine cognitive tasks declined in the Western European countries but increased in several Eastern European countries



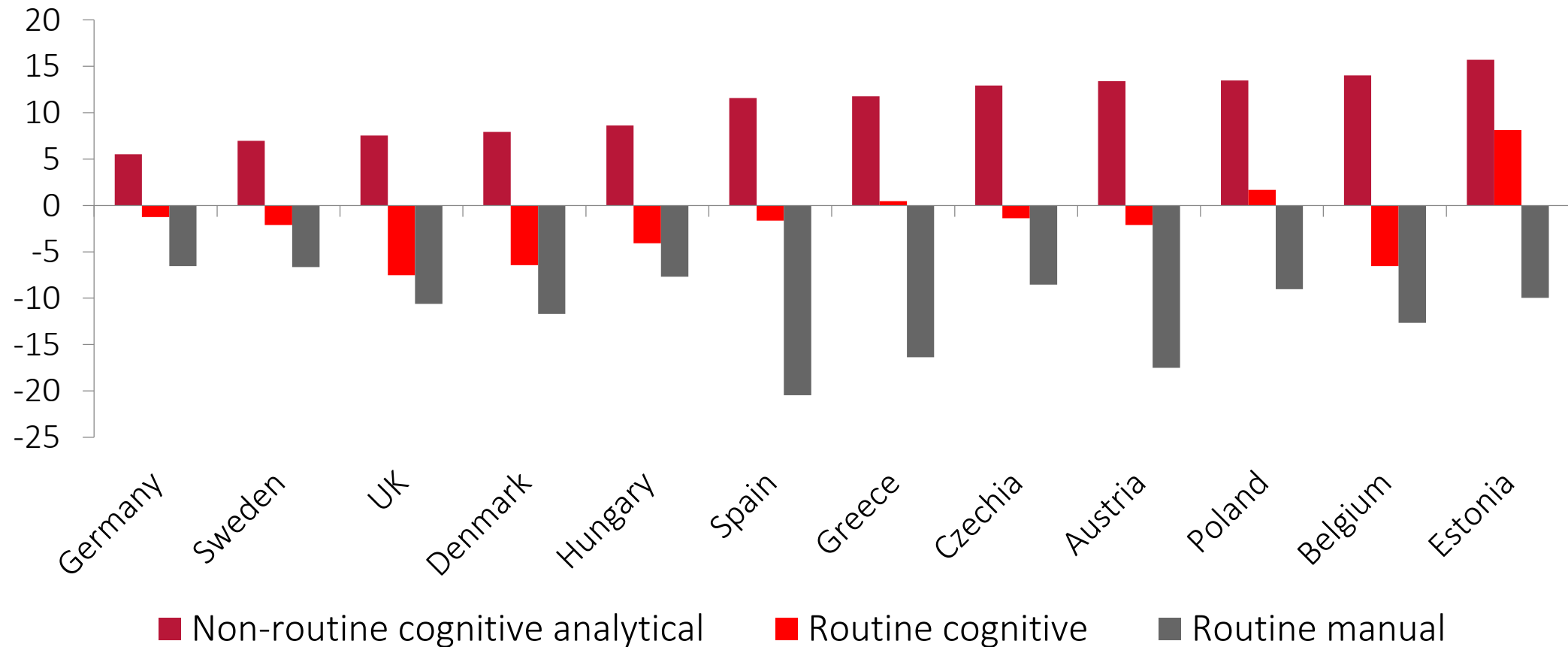
Change in the task content intensity by country, 1998-2014



Manual tasks, especially routine ones, shrink in all European countries



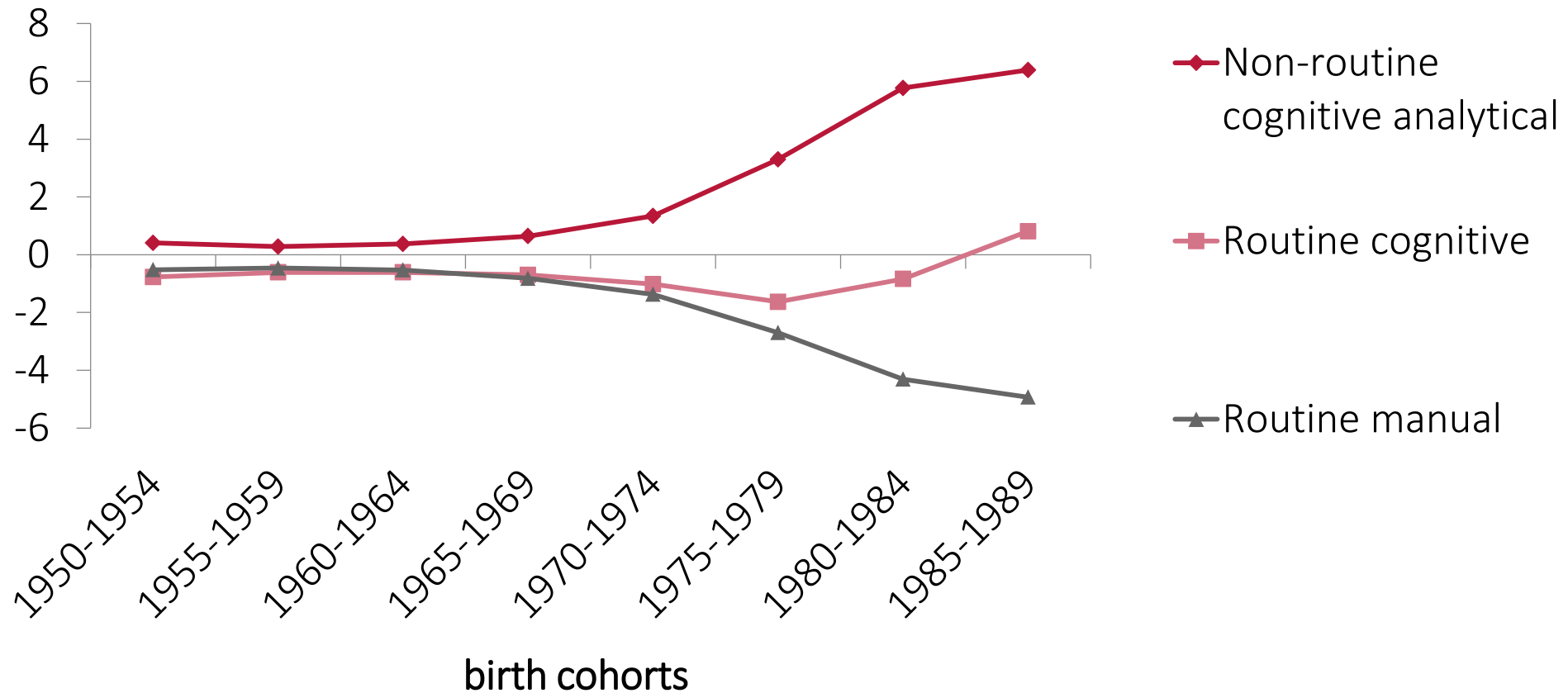
Change in the task content intensity by country, 1998-2014



Deroutinisation occurred much faster among workers born 1970-1989 than among workers born 1950-1969



Task intensities changes by cohorts - panel estimates of linear time-trend coefficients, 12 EU countries in 1998-2014



How has the age structure of routine-intensive jobs changed?



- Jobs rich in routine tasks are often rich in non-routine ones too so let's have a synthetic measure
- Autor & Dorn (2009) – index of routine-task intensity (RTI)
- RTI \nearrow with relative importance of routine tasks,
 \searrow with relative importance of non-routine tasks

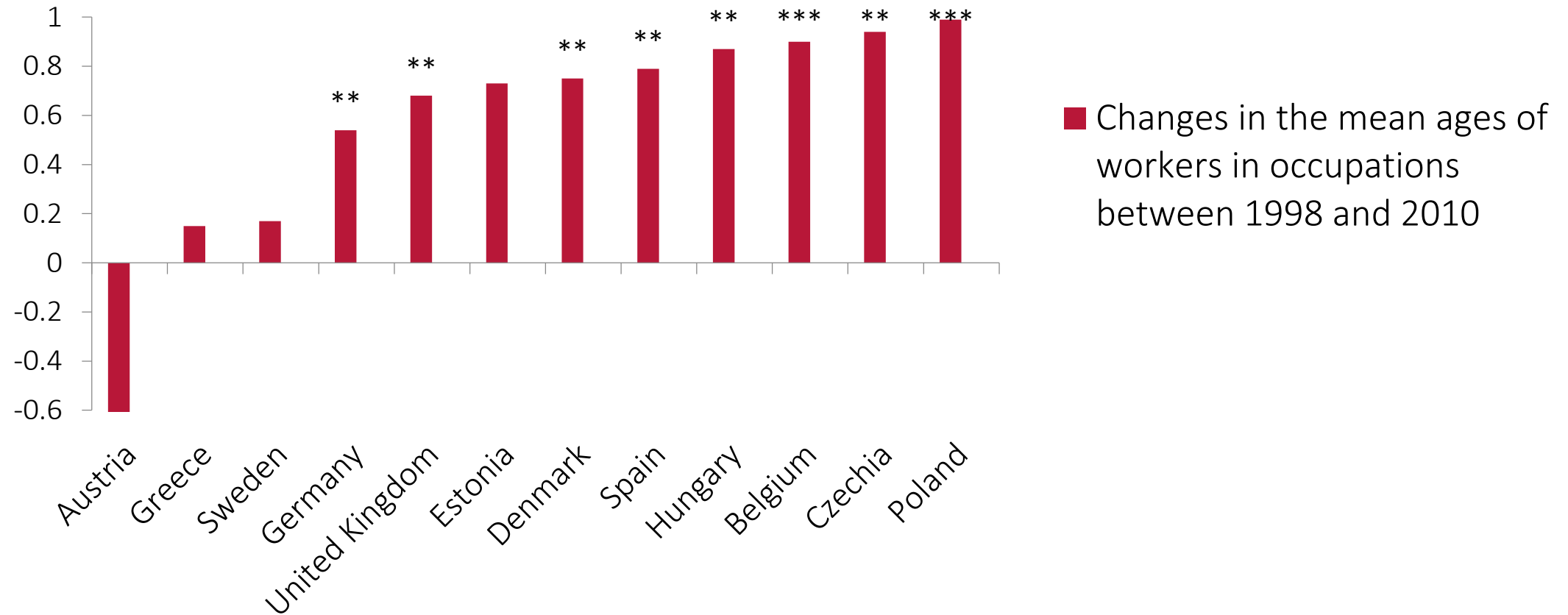
$$\forall_{i \in \text{occupations}} RTI_i = \ln(RC + RM) - \ln(NRCA + NRCP)$$

- RTI based on 1998 country-specific task structures, ≈ 100 occupations per country

European workforce was ageing more quickly in occupations that were initially more routine-intensive



The estimated effect of the initial (1998) routine task intensity of occupations on changes in age structures by 2010

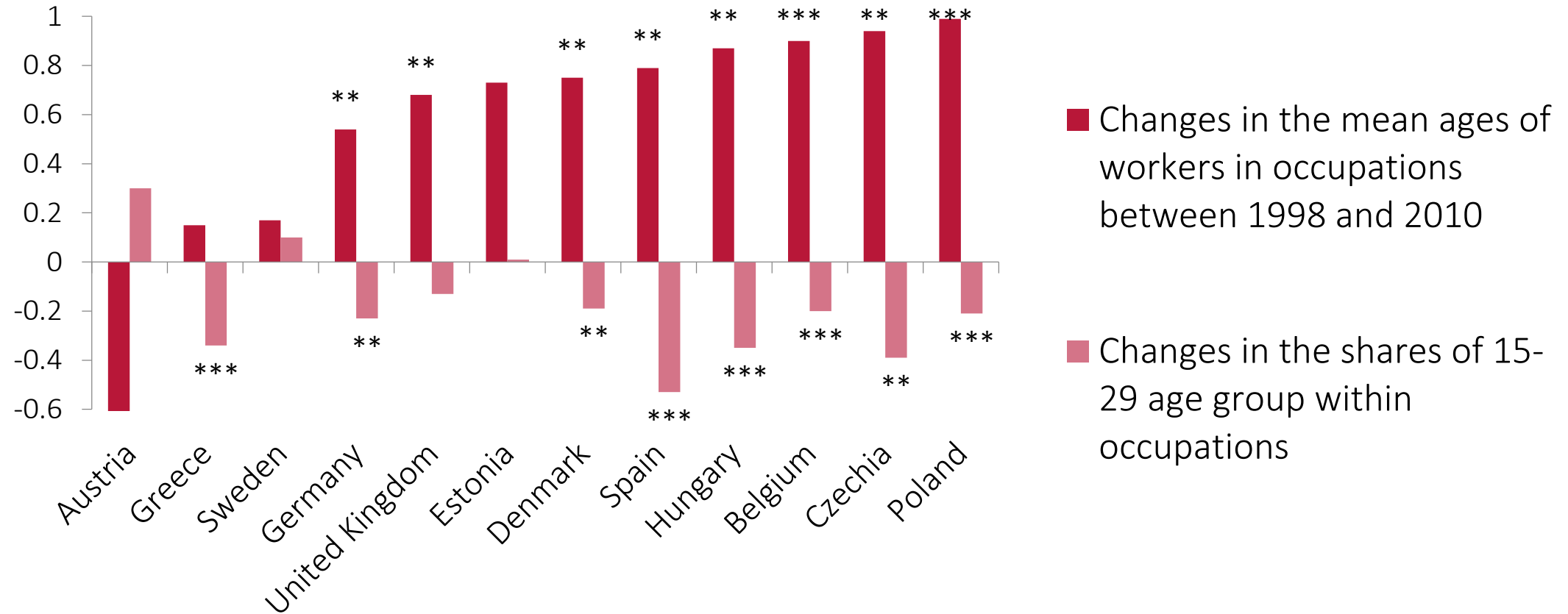


*** $p < 0.01$, ** $p < 0.05$, * $p < 0.1$.

As the share of young workers in the more routine-intensive occupations was declining



The estimated effect of the initial routine task intensity of occupations in 1998 on changes in age structures by 2010



*** $p < 0.01$, ** $p < 0.05$, * $p < 0.1$.

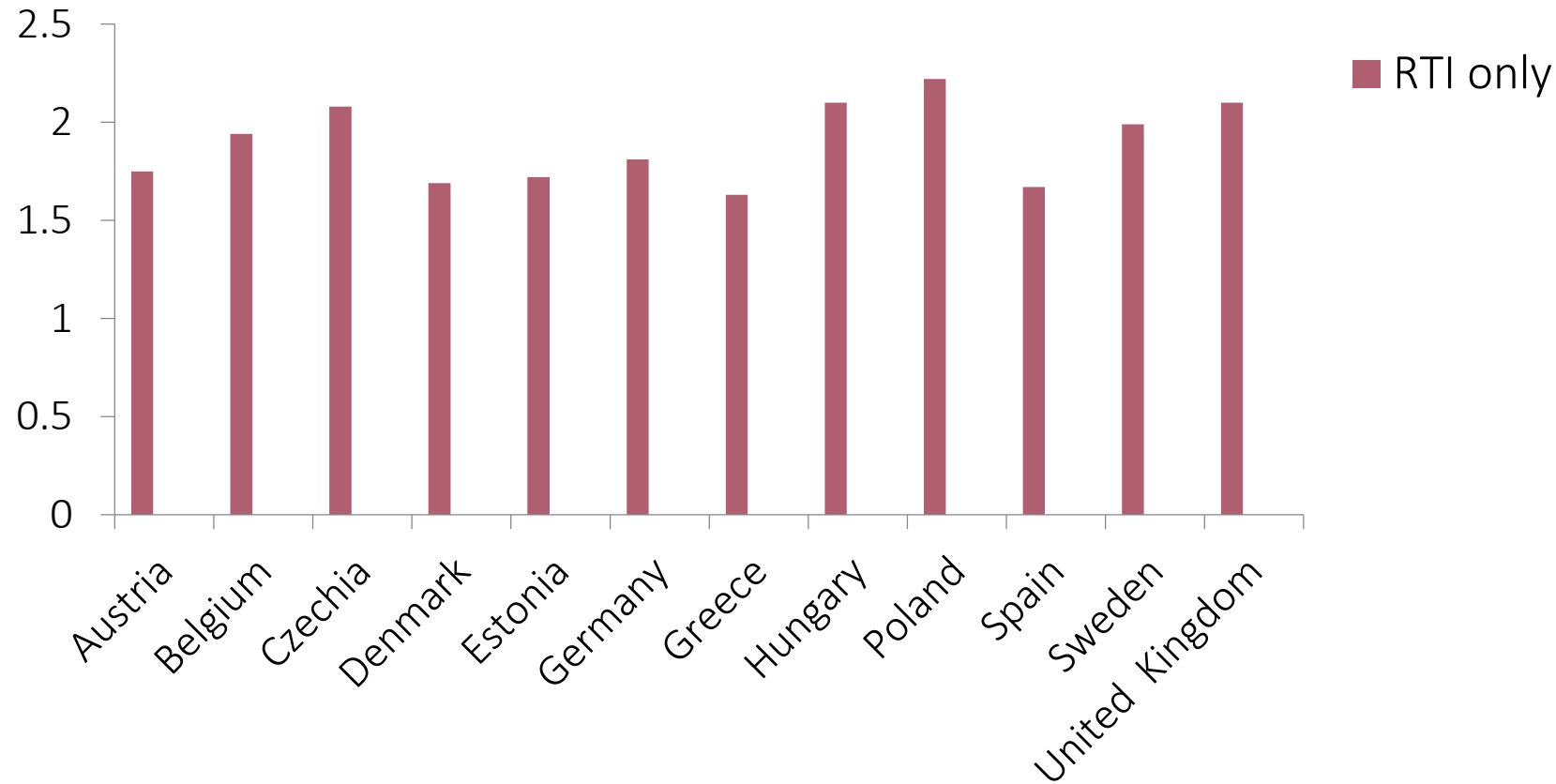
Deroutinisation may lift the risk of unemployment among routine workers



- In 6 out of 12 countries, the occupation-specific unemployment rates increased significantly stronger in more routine intensive occupations
- Is there a relationship at the individual level?
- Are there differences by age and over time?
- Country-specific logit models for the probability of being unemployed (accounting for changes over time, individual, workplace and regional variables)

Higher routine intensity was associated with higher risk of unemployment . I :

The estimated effect of the routine task intensity on unemployment risk – odds ratios from country specific models

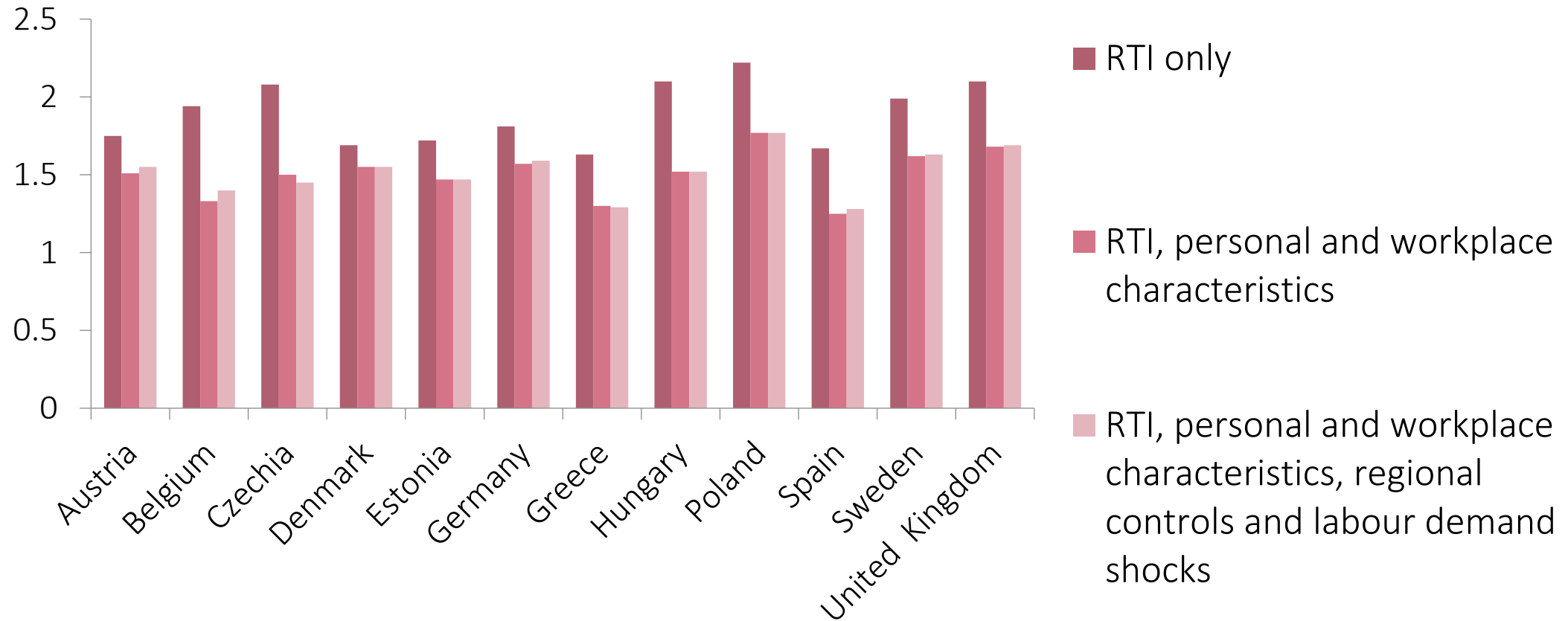


Logit regressions at individual level. Standard errors clustered at occupation level. All effects significant at 0.01.

Also when we control for personal and workplace characteristics, regional controls and labour demand shocks



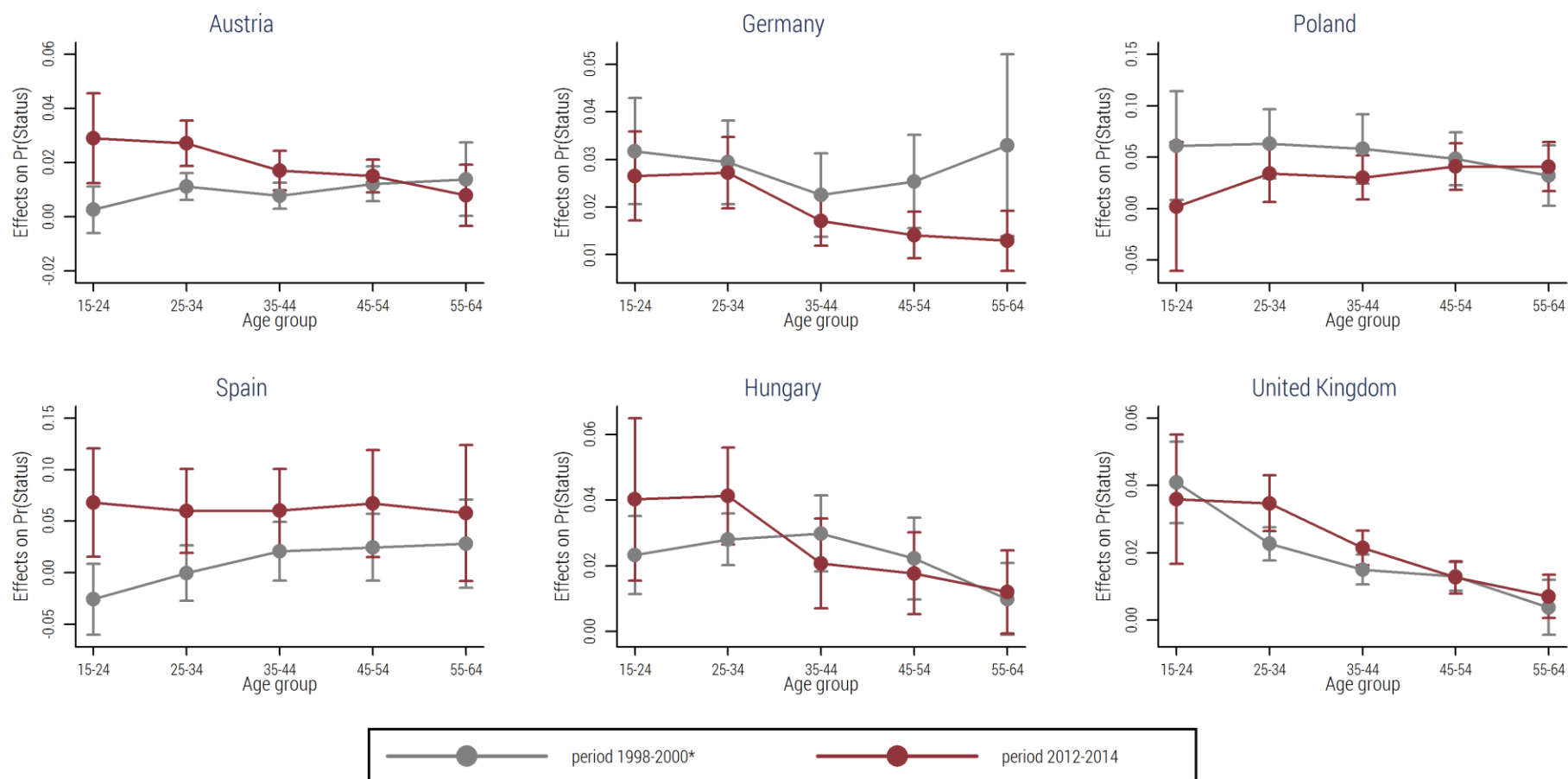
The estimated effect of the routine task intensity on unemployment risk – odds ratios from country specific models



Logit regressions at individual level. Standard errors clustered at occupation level. All effects significant at 0.01.

The relationship between routine task intensity and unemployment risk increased over time, especially for workers aged between 15 and 34

The marginal effects of the routine task intensity (RTI) on the unemployment risk, by age



Logit regressions at individual level. Standard errors clustered at occupation level.

What do tasks tell about intergenerational differences in jobs



- Widespread shift from manual to cognitive work and routine cognitive tasks decline in richer (EU15) countries
- Younger cohorts experience this change stronger than older cohorts
- Routine-intensive occupations:
 - Age faster because of declining share of young workers
 - Create higher unemployment risk for the young and prime-aged
- Routine jobs likely to \searrow as ICT stock \nearrow and technology prices \searrow

Thanks for listening

Piotr Lewandowski

piotr.lewandowski@ibs.org.pl

www.ibs.org.pl

@ibs_warsaw

